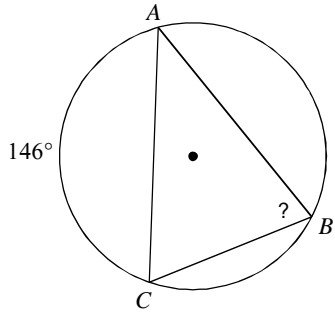


### 9.1 - 9.3 Mixed Practice

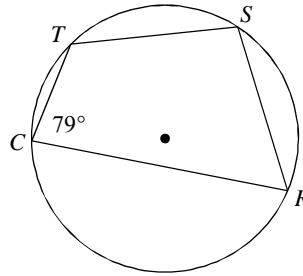
© 2014 Kuta Software LLC. All rights reserved.

**Find the measure of the arc or angle indicated.**

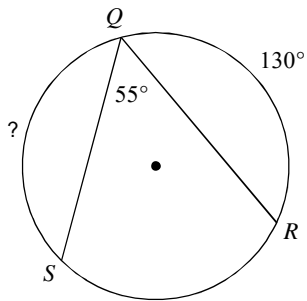
1)



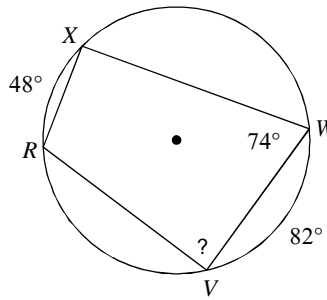
2) Find  $m\widehat{TR}$



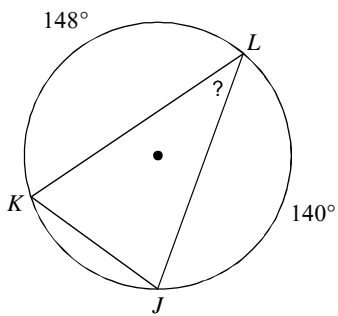
3)



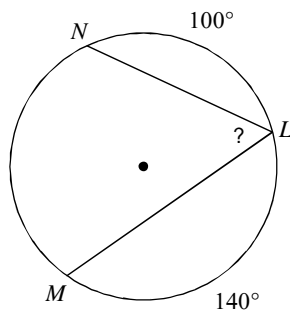
4)



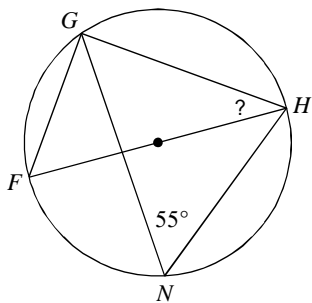
5)



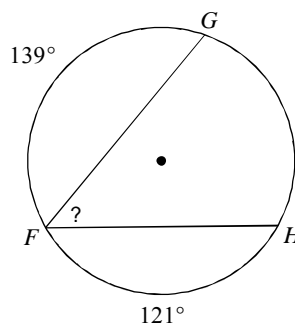
6)



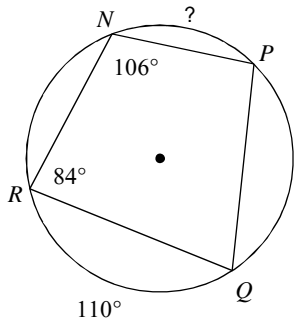
7)



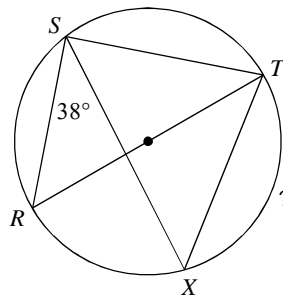
8)



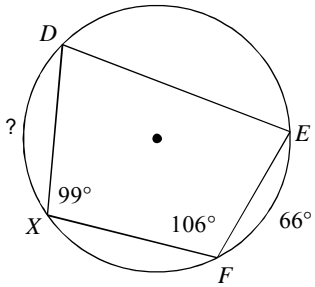
9)



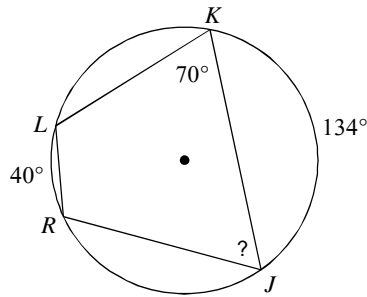
10)



11)

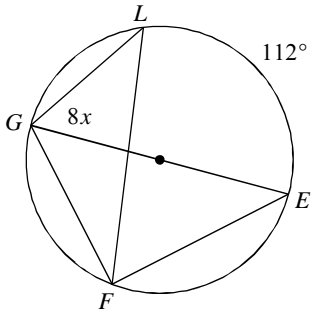


12)

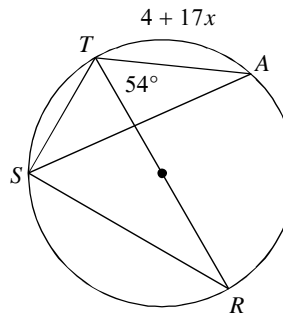


**Solve for  $x$ .**

13)

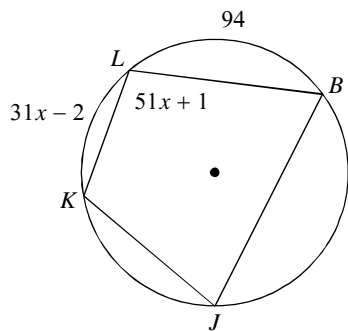


14)

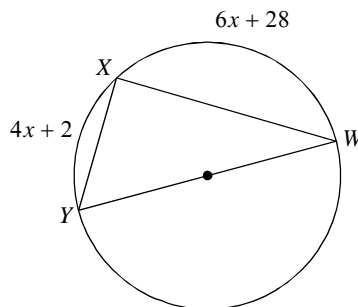


**Find the measure of the arc or angle indicated.**

15) Find  $m\angle BLK$

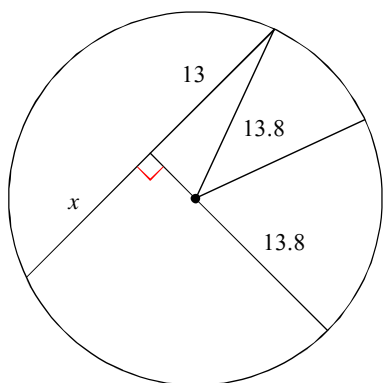


16) Find  $m\widehat{XW}$

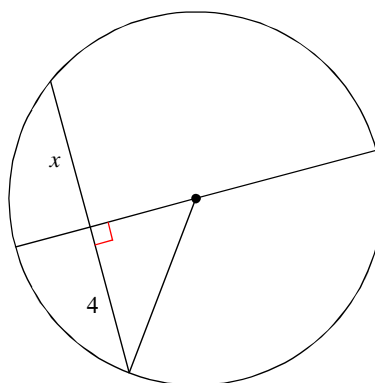


Find the length of the segment indicated. Round your answer to the nearest tenth if necessary.

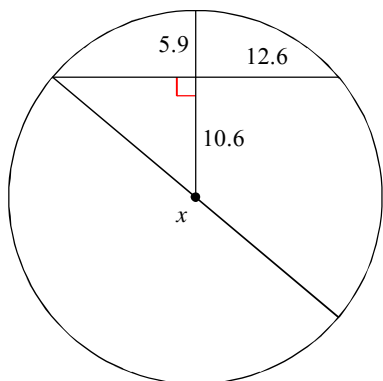
17)



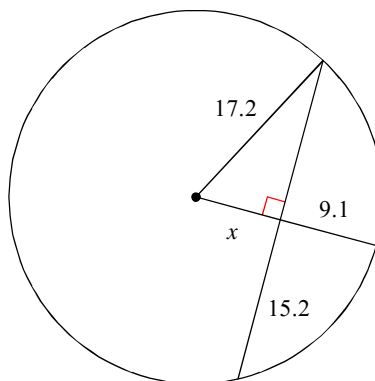
18)



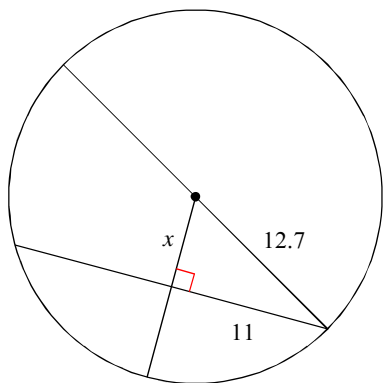
19)



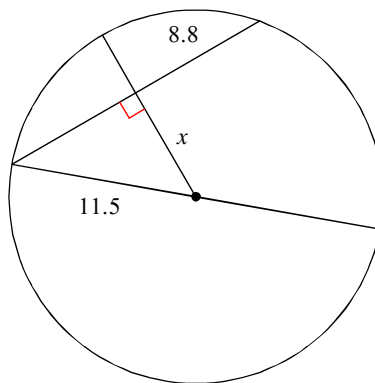
20)



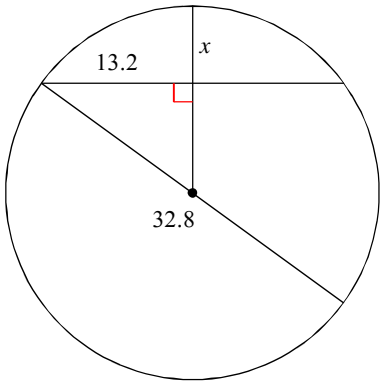
21)



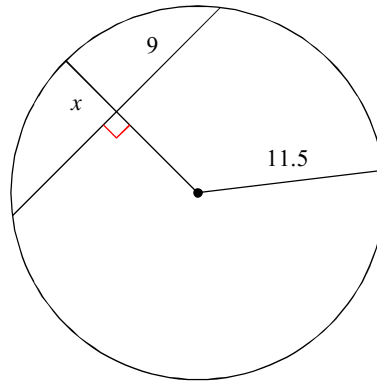
22)



23)

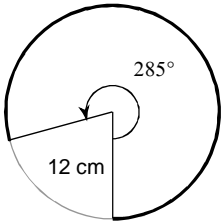


24)

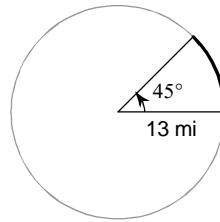


Find the length of each arc.

25)

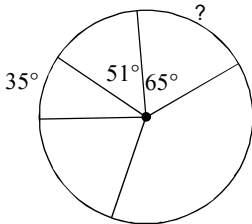


26)

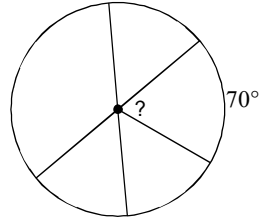


Find the measure of the arc or central angle indicated. Assume that lines which appear to be diameters are actual diameters.

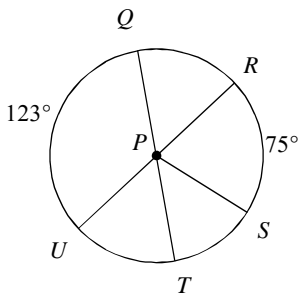
27)



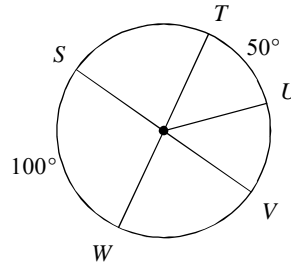
28)



29)  $m\angle QPS$



30)  $m\widehat{WSU}$



## Answers to 9.1 - 9.3 Mixed Practice

1)  $73^\circ$

5)  $36^\circ$

9)  $66^\circ$

13) 7

17) 13

21) 6.3

25)  $19\pi$  cm

29)  $132^\circ$

2)  $158^\circ$

6)  $60^\circ$

10)  $104^\circ$

14) 4

18) 4

22) 7.4

26)  $\frac{13\pi}{4}$  mi

30)  $230^\circ$

3)  $120^\circ$

7)  $35^\circ$

11)  $80^\circ$

15)  $103^\circ$

19) 33

23) 6.7

27)  $65^\circ$

4)  $89^\circ$

8)  $50^\circ$

12)  $63^\circ$

16)  $118^\circ$

20) 8.1

24) 4.3

28)  $70^\circ$